


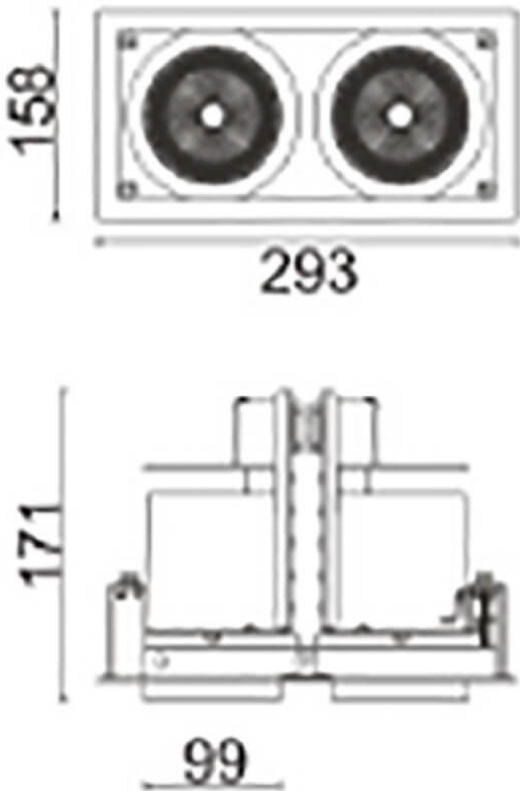




D-TUBE2

Item code	86.D011.3433.02
Product type	Indoor
Category	Downlights
Family	D-TUBE
Subfamily	D-TUBE2
Pictograms	<div><div></div><div><div>220 240</div><div>v</div></div><div><div></div><div>XX°</div></div><div><div>CRI</div><div>80</div></div><div><div>CE</div></div><div><div>Driver</div><div>INCL</div></div><div><div>On</div><div>Off</div></div><div><div></div><div>DALI</div></div><div><div>IP</div><div>20</div></div><div><div>50000h</div><div>L80B10</div></div></div>

Scheme



Product	
Real power (W)	70
Real luminous flux (Lm)	6140
Luminous efficiency (Lm/W)	87.714285714286007
Beam angle (°)	40
Life time (h)	50000 h L80B10
IP	20
Control gear	DALI
Colour temperature (K)	4000
Colour consistency (SDCM)	SDCM<3
CRI	80